



**IMPORTANT NOTES:**  
Do not scale from drawings. All dimensions to be checked on site before commencement of work. All discrepancies to be brought to the attention of the Architect. Larger scale drawings and written dimensions take preference. This drawing is copyright and the property of the author, and must not be retained, copied or used without the express authority of MARCHESE PARTNERS INTERNATIONAL PTY. LTD.

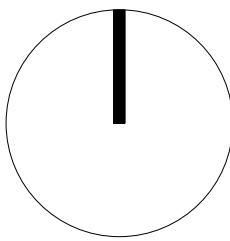
**FOR APPROVAL**  
NOT FOR CONSTRUCTION

REVISION	DATE	DESCRIPTION	BY
A	2020.11.11	ISSUED FOR PLANNING SUBMISSION	AK
B	2021.07.16	ISSUED FOR DEVELOPMENT APPLICATION	AA
C	2021.12.16	ISSUED FOR DEVELOPMENT APPLICATION	MS

marchesepartners

Marchese Partners International Pty Ltd  
Level 1, 53 Walker Street, North Sydney, NSW 2060 Australia  
P +61 2 9922 4375 F +61 2 9929 5786 E info@marchesepartners.com  
www.marchesepartners.com

Sydney · Brisbane · Melbourne · Adelaide · Kuala Lumpur  
Auckland · Christchurch · London · Madrid  
ABN 20 098 552 151



CLIENT CRESCENT NEWCASTLE PTY LTD PO BOX 292 WICKHAM, NSW, 2293		DRAWING TITLE VIEW ANALYSIS - KEYPLAN		
PROJECT MOSBRI CRES 11-17 MOSBRI CRESCENT THE HILL NSW 2300		SCALE NTS	DATE 2021	DRAWN LP/AK
		JOB 17114	DRAWING DA6.100	CHECKED RD REVISION C



CAMERA LOCATION 1a

EXISTING VIEW



BLOCK MASSING VIEW



<div>IMPORTANT NOTES: Do not scale from drawings. All dimensions to be checked on site before commencement of work. All discrepancies to be brought to the attention of the Architect. Larger scale drawings and written dimensions take preference. This drawing is copyright and the property of the author, and must not be retained, copied or used without the express authority of MARCHESE PARTNERS INTERNATIONAL PTY. LTD.</div> <div>FOR APPROVAL NOT FOR CONSTRUCTION</div>	REVISION	DATE	DESCRIPTION	BY	<div>marchesepartners</div> <div>Marchese Partners International Pty Ltd Level 1, 53 Walker Street, North Sydney, NSW 2060 Australia P +61 2 9922 4375 F +61 2 9929 5786 E info@marchesepartners.com www.marchesepartners.com Sydney · Brisbane · Melbourne · Adelaide · Kuala Lumpur Auckland · Christchurch · London · Madrid ABN 20 098 552 151</div>			CLIENT				DRAWING TITLE			
	A	2020.11.11	ISSUED FOR PLANNING SUBMISSION	AK				CRESCENT NEWCASTLE PTY LTD				VIEW ANALYSIS - SHEET 1a			
	B	2021.07.16	ISSUED FOR DEVELOPMENT APPLICATION	AA				PO BOX 292							
	C	2021.12.16	ISSUED FOR DEVELOPMENT APPLICATION	MS				WICKHAM, NSW, 2293							
	PROJECT				SCALE				DATE		DRAWN		CHECKED		
	MOSBRI CRES				NTS				2021		LP/AK		RD		
	11-17 MOSBRI CRESCENT				JOB				DRAWING				REVISION		
	THE HILL NSW 2300				17114				DA6.101a				C		



CAMERA LOCATION 1b

EXISTING VIEW



MASSING VIEW



<div>IMPORTANT NOTES: Do not scale from drawings. All dimensions to be checked on site before commencement of work. All discrepancies to be brought to the attention of the Architect. Larger scale drawings and written dimensions take preference. This drawing is copyright and the property of the author, and must not be retained, copied or used without the express authority of MARCHESE PARTNERS INTERNATIONAL PTY. LTD.</div> <div>FOR APPROVAL NOT FOR CONSTRUCTION</div>	REVISION	DATE	DESCRIPTION	BY	<div>marchesepartners</div> <div>Marchese Partners International Pty Ltd Level 1, 53 Walker Street, North Sydney, NSW 2060 Australia P +61 2 9922 4375 F +61 2 9929 5786 E info@marchesepartners.com www.marchesepartners.com Sydney · Brisbane · Melbourne · Adelaide · Kuala Lumpur Auckland · Christchurch · London · Madrid ABN 20 098 552 151</div>			CLIENT				DRAWING TITLE			
	A	2020.11.11	ISSUED FOR PLANNING SUBMISSION	AK				CRESCENT NEWCASTLE PTY LTD				VIEW ANALYSIS - SHEET 1b			
	B	2021.07.16	ISSUED FOR DEVELOPMENT APPLICATION	AA				PO BOX 292							
	C	2021.12.16	ISSUED FOR DEVELOPMENT APPLICATION	MS				WICKHAM, NSW, 2293							
	PROJECT				SCALE				DATE		DRAWN		CHECKED		
	MOSBRI CRES				NTS				2021		LP/AK		RD		
	11-17 MOSBRI CRESCENT				JOB				DRAWING				REVISION		
	THE HILL NSW 2300				17114				DA6.101b				C		



## CAMERA LOCATION 2

## EXISTING VIEW



## MASSING VIEW



<div>IMPORTANT NOTES: Do not scale from drawings. All dimensions to be checked on site before commencement of work. All discrepancies to be brought to the attention of the Architect. Larger scale drawings and written dimensions take preference. This drawing is copyright and the property of the author, and must not be retained, copied or used without the express authority of MARCHESE PARTNERS INTERNATIONAL PTY. LTD.</div> <div>FOR APPROVAL NOT FOR CONSTRUCTION</div>	<table><tr><th>REVISION</th><th>DATE</th><th>DESCRIPTION</th><th>BY</th></tr><tr><td>A</td><td>2020.11.11</td><td>ISSUED FOR PLANNING SUBMISSION</td><td>AK</td></tr><tr><td>B</td><td>2021.07.16</td><td>ISSUED FOR DEVELOPMENT APPLICATION</td><td>AA</td></tr><tr><td>C</td><td>2021.12.16</td><td>ISSUED FOR DEVELOPMENT APPLICATION</td><td>MS</td></tr></table>				REVISION	DATE	DESCRIPTION	BY	A	2020.11.11	ISSUED FOR PLANNING SUBMISSION	AK	B	2021.07.16	ISSUED FOR DEVELOPMENT APPLICATION	AA	C	2021.12.16	ISSUED FOR DEVELOPMENT APPLICATION	MS	<div>marchese</div> partners <div>Marchese Partners International Pty Ltd Level 1, 53 Walker Street, North Sydney, NSW 2060 Australia P +61 2 9922 4375 F +61 2 9929 5786 E info@marchesepartners.com www.marchesepartners.com Sydney · Brisbane · Melbourne · Adelaide · Kuala Lumpur Auckland · Christchurch · London · Madrid ABN 20 098 552 151</div>				<div>CLIENT</div> <div>CRESCENT NEWCASTLE PTY LTD PO BOX 292 WICKHAM, NSW, 2293</div>				<div>DRAWING TITLE</div> <div>VIEW ANALYSIS - SHEET 2</div>			
	REVISION	DATE	DESCRIPTION	BY																												
	A	2020.11.11	ISSUED FOR PLANNING SUBMISSION	AK																												
	B	2021.07.16	ISSUED FOR DEVELOPMENT APPLICATION	AA																												
C	2021.12.16	ISSUED FOR DEVELOPMENT APPLICATION	MS																													
<div>PROJECT</div> <div>MOSBRI CRES 11-17 MOSBRI CRESCENT THE HILL NSW 2300</div>								<div>SCALE</div> <div>NTS</div>		<div>DATE</div> <div>2021</div>		<div>DRAWN</div> <div>LP/AK</div>		<div>CHECKED</div> <div>RD</div>																		
								<div>JOB</div> <div>17114</div>		<div>DRAWING</div> <div>DA6.102</div>				<div>REVISION</div> <div>C</div>																		



CAMERA LOCATION 3a

EXISTING VIEW



MASSING VIEW



<div>IMPORTANT NOTES: Do not scale from drawings. All dimensions to be checked on site before commencement of work. All discrepancies to be brought to the attention of the Architect. Larger scale drawings and written dimensions take preference. This drawing is copyright and the property of the author, and must not be retained, copied or used without the express authority of MARCHESE PARTNERS INTERNATIONAL PTY. LTD.</div> <div>FOR APPROVAL NOT FOR CONSTRUCTION</div>	REVISION		DATE	DESCRIPTION	BY	<div>marchesepartners</div> <div>Marchese Partners International Pty Ltd Level 1, 53 Walker Street, North Sydney, NSW 2060 Australia P +61 2 9922 4375 F +61 2 9929 5786 E info@marchesepartners.com www.marchesepartners.com Sydney · Brisbane · Melbourne · Adelaide · Kuala Lumpur Auckland · Christchurch · London · Madrid ABN 20 098 552 151</div>			CLIENT CRESCENT NEWCASTLE PTY LTD PO BOX 292 WICKHAM, NSW, 2293	DRAWING TITLE VIEW ANALYSIS - SHEET 3a			
	A	2020.11.11	ISSUED FOR PLANNING SUBMISSION	AK	PROJECT MOSBRI CRES 11-17 MOSBRI CRESCENT THE HILL NSW 2300					SCALE	DATE	DRAWN	CHECKED
	B	2021.07.16	ISSUED FOR DEVELOPMENT APPLICATION	AA						NTS	2021	LP/AK	RD
	C	2021.12.16	ISSUED FOR DEVELOPMENT APPLICATION	MS						JOB	DRAWING	REVISION	
										17114	DA6.103a	C	



CAMERA LOCATION 3b


SKYLINE



VIEW BEFORE



VIEW OBSCURED BY HEIGHT EXCEEDANCE



<div>IMPORTANT NOTES: Do not scale from drawings. All dimensions to be checked on site before commencement of work. All discrepancies to be brought to the attention of the Architect. Larger scale drawings and written dimensions take preference. This drawing is copyright and the property of the author, and must not be retained, copied or used without the express authority of MARCHESE PARTNERS INTERNATIONAL PTY. LTD.</div> <div>FOR APPROVAL</div> <div>NOT FOR CONSTRUCTION</div>	<table><tr><th>REVISION</th><th>DATE</th><th>DESCRIPTION</th><th>BY</th></tr><tr><td>A</td><td>2021.12.16</td><td>ISSUED FOR DEVELOPMENT APPLICATION</td><td>MS</td></tr></table>	REVISION	DATE	DESCRIPTION	BY	A	2021.12.16	ISSUED FOR DEVELOPMENT APPLICATION	MS	<div>marchesepartners</div> <div>Marchese Partners International Pty Ltd Level 1, 53 Walker Street, North Sydney, NSW 2060 Australia P +61 2 9922 4375 F +61 2 9929 5786 E info@marchesepartners.com www.marchesepartners.com Sydney · Brisbane · Melbourne · Adelaide · Kuala Lumpur Auckland · Christchurch · London · Madrid ABN 20 098 552 151</div>	CLIENT CRESCENT NEWCASTLE PTY LTD PO BOX 292 WICKHAM, NSW, 2293		DRAWING TITLE VIEW ANALYSIS - SHEET 3b			
	REVISION	DATE	DESCRIPTION	BY												
	A	2021.12.16	ISSUED FOR DEVELOPMENT APPLICATION	MS												
	PROJECT MOSBRI CRES 11-17 MOSBRI CRESCENT THE HILL NSW 2300		SCALE NTS	DATE 2021	DRAWN LP/AK	CHECKED RD										
		JOB 17114	DRAWING DA6.103b		REVISION A											




CAMERA LOCATION 4

EXISTING VIEW



MASSING VIEW



<div>IMPORTANT NOTES:</div> <div>Do not scale from drawings. All dimensions to be checked on site before commencement of work. All discrepancies to be brought to the attention of the Architect. Larger scale drawings and written dimensions take preference. This drawing is copyright and the property of the author, and must not be retained, copied or used without the express authority of MARCHESE PARTNERS INTERNATIONAL PTY. LTD.</div> <div>FOR APPROVAL</div> <div>NOT FOR CONSTRUCTION</div>	REVISION	DATE	DESCRIPTION	BY	<div>marchesepartners</div> <div>Marchese Partners International Pty Ltd Level 1, 53 Walker Street, North Sydney, NSW 2060 Australia P +61 2 9922 4375 F +61 2 9929 5786 E info@marchesepartners.com www.marchesepartners.com Sydney · Brisbane · Melbourne · Adelaide · Kuala Lumpur Auckland · Christchurch · London · Madrid ABN 20 098 552 151</div>			CLIENT				DRAWING TITLE									
	A	2020.11.11	ISSUED FOR PLANNING SUBMISSION	AK				CRESCENT NEWCASTLE PTY LTD				VIEW ANALYSIS - SHEET 4									
	B	2021.07.16	ISSUED FOR DEVELOPMENT APPLICATION	AA				PO BOX 292													
	C	2021.12.16	ISSUED FOR DEVELOPMENT APPLICATION	MS				WICKHAM, NSW, 2293													
								PROJECT				SCALE				DATE		DRAWN		CHECKED	
								MOSBRI CRES				NTS		2021		LP/AK		RD			
								11-17 MOSBRI CRESCENT				JOB		DRAWING				REVISION			
								THE HILL NSW 2300				17114		DA6.104				C			



## CAMERA LOCATION 5

## EXISTING VIEW



## MASSING VIEW



<div><div>IMPORTANT NOTES:</div><div>Do not scale from drawings. All dimensions to be checked on site before commencement of work. All discrepancies to be brought to the attention of the Architect. Larger scale drawings and written dimensions take preference. This drawing is copyright and the property of the author, and must not be retained, copied or used without the express authority of MARCHESE PARTNERS INTERNATIONAL PTY. LTD.</div></div> <div>FOR APPROVAL</div> <div>NOT FOR CONSTRUCTION</div>	<table><tr><th>REVISION</th><th>DATE</th><th>DESCRIPTION</th><th>BY</th></tr><tr><td>A</td><td>2020.11.11</td><td>ISSUED FOR PLANNING SUBMISSION</td><td>AK</td></tr><tr><td>B</td><td>2021.07.16</td><td>ISSUED FOR DEVELOPMENT APPLICATION</td><td>AA</td></tr><tr><td>C</td><td>2021.12.16</td><td>ISSUED FOR DEVELOPMENT APPLICATION</td><td>MS</td></tr></table>	REVISION	DATE	DESCRIPTION	BY	A	2020.11.11	ISSUED FOR PLANNING SUBMISSION	AK	B	2021.07.16	ISSUED FOR DEVELOPMENT APPLICATION	AA	C	2021.12.16	ISSUED FOR DEVELOPMENT APPLICATION	MS	<div><div>marchesepartners</div><div>Marchese Partners International Pty Ltd Level 1, 53 Walker Street, North Sydney, NSW 2060 Australia P +61 2 9922 4375 F +61 2 9929 5786 E info@marchesepartners.com www.marchesepartners.com Sydney · Brisbane · Melbourne · Adelaide · Kuala Lumpur Auckland · Christchurch · London · Madrid ABN 20 098 552 151</div></div>	<div>CLIENT</div> <div>CRESCENT NEWCASTLE PTY LTD PO BOX 292 WICKHAM, NSW, 2293</div>		<div>DRAWING TITLE</div> <div>VIEW ANALYSIS - SHEET 5</div>			
	REVISION	DATE	DESCRIPTION	BY																				
	A	2020.11.11	ISSUED FOR PLANNING SUBMISSION	AK																				
	B	2021.07.16	ISSUED FOR DEVELOPMENT APPLICATION	AA																				
C	2021.12.16	ISSUED FOR DEVELOPMENT APPLICATION	MS																					
<div>PROJECT</div> <div>MOSBRI CRES 11-17 MOSBRI CRESCENT THE HILL NSW 2300</div>		<div>SCALE</div> <div>NTS</div>	<div>DATE</div> <div>2021</div>	<div>DRAWN</div> <div>LP/AK</div>	<div>CHECKED</div> <div>RD</div>																			
<div>JOB</div> <div>17114</div>		<div>DRAWING</div> <div>DA6.105</div>	<div>REVISION</div> <div>C</div>																					



CAMERA LOCATION 6

EXISTING VIEW



MASSING VIEW



<div>IMPORTANT NOTES:</div> <div>Do not scale from drawings. All dimensions to be checked on site before commencement of work. All discrepancies to be brought to the attention of the Architect. Larger scale drawings and written dimensions take preference. This drawing is copyright and the property of the author, and must not be retained, copied or used without the express authority of MARCHESE PARTNERS INTERNATIONAL PTY. LTD.</div> <div>FOR APPROVAL</div> <div>NOT FOR CONSTRUCTION</div>	REVISION	DATE	DESCRIPTION	BY	<div>marchesepartners</div> <div>Marchese Partners International Pty Ltd Level 1, 53 Walker Street, North Sydney, NSW 2060 Australia P +61 2 9922 4375 F +61 2 9929 5786 E info@marchesepartners.com www.marchesepartners.com Sydney · Brisbane · Melbourne · Adelaide · Kuala Lumpur Auckland · Christchurch · London · Madrid ABN 20 098 552 151</div>			CLIENT				DRAWING TITLE			
	A	2020.11.11	ISSUED FOR PLANNING SUBMISSION	AK				CRESCENT NEWCASTLE PTY LTD				VIEW ANALYSIS - SHEET 6			
	B	2021.07.16	ISSUED FOR DEVELOPMENT APPLICATION	AA				PO BOX 292							
	C	2021.12.16	ISSUED FOR DEVELOPMENT APPLICATION	MS				WICKHAM, NSW, 2293							
								PROJECT							
								MOSBRI CRES							
								11-17 MOSBRI CRESCENT							
								THE HILL NSW 2300							
								SCALE	DATE		DRAWN		CHECKED		
								NTS	2021		LP/AK		RD		
								JOB	DRAWING				REVISION		
								17114	DA6.106				C		




CAMERA LOCATION 7

EXISTING VIEW



MASSING VIEW



<div>IMPORTANT NOTES:</div> <div>Do not scale from drawings. All dimensions to be checked on site before commencement of work. All discrepancies to be brought to the attention of the Architect. Larger scale drawings and written dimensions take preference. This drawing is copyright and the property of the author, and must not be retained, copied or used without the express authority of MARCHESE PARTNERS INTERNATIONAL PTY. LTD.</div> <div>FOR APPROVAL</div> <div>NOT FOR CONSTRUCTION</div>	REVISION	DATE	DESCRIPTION	BY	<div>marchesepartners</div> <div>Marchese Partners International Pty Ltd Level 1, 53 Walker Street, North Sydney, NSW 2060 Australia P +61 2 9922 4375 F +61 2 9929 5786 E info@marchesepartners.com www.marchesepartners.com Sydney · Brisbane · Melbourne · Adelaide · Kuala Lumpur Auckland · Christchurch · London · Madrid ABN 20 098 552 151</div>			CLIENT				DRAWING TITLE			
	CRESCENT NEWCASTLE PTY LTD PO BOX 292 WICKHAM, NSW, 2293							VIEW ANALYSIS - SHEET 7							
	PROJECT MOSBRI CRES 11-17 MOSBRI CRESCENT THE HILL NSW 2300							SCALE	DATE	DRAWN	CHECKED				
								NTS	2021	LP/AK	RD				
				JOB	DRAWING			REVISION							
				17114	DA6.107			C							



CAMERA LOCATION 8

EXISTING VIEW



MASSING VIEW



<div>IMPORTANT NOTES:</div> <div>Do not scale from drawings. All dimensions to be checked on site before commencement of work. All discrepancies to be brought to the attention of the Architect. Larger scale drawings and written dimensions take preference. This drawing is copyright and the property of the author, and must not be retained, copied or used without the express authority of MARCHESE PARTNERS INTERNATIONAL PTY. LTD.</div> <div>FOR APPROVAL NOT FOR CONSTRUCTION</div>	REVISION	DATE	DESCRIPTION	BY	<div>marchesepartners</div> <div>Marchese Partners International Pty Ltd Level 1, 53 Walker Street, North Sydney, NSW 2060 Australia P +61 2 9922 4375 F +61 2 9929 5786 E info@marchesepartners.com www.marchesepartners.com Sydney · Brisbane · Melbourne · Adelaide · Kuala Lumpur Auckland · Christchurch · London · Madrid ABN 20 098 552 151</div>			CLIENT				DRAWING TITLE			
	A	2020.11.11	ISSUED FOR PLANNING SUBMISSION	AK				CRESCENT NEWCASTLE PTY LTD				VIEW ANALYSIS - SHEET 8			
	B	2021.07.16	ISSUED FOR DEVELOPMENT APPLICATION	AA				PO BOX 292							
	C	2021.12.16	ISSUED FOR DEVELOPMENT APPLICATION	MS				WICKHAM, NSW, 2293							
	PROJECT				SCALE				DATE		DRAWN		CHECKED		
	MOSBRI CRES				NTS				2021		LP/AK		RD		
	11-17 MOSBRI CRESCENT				JOB				DRAWING				REVISION		
	THE HILL NSW 2300				17114				DA6.108				C		



## EXISTING VIEW



**IMPORTANT NOTES:**  
Do not scale from drawings. All dimensions to be checked on site before commencement of work. All discrepancies to be brought to the attention of the Architect. Larger scale drawings and written dimensions take preference. This drawing is copyright and the property of the author, and must not be retained, copied or used without the express authority of MARCHESI PARTNERS INTERNATIONAL PTY. LTD.

**FOR APPROVAL**  
**NOT FOR CONSTRUCTION**

REVISION	DATE	DESCRIPTION	BY
A	2020.11.11	ISSUED FOR PLANNING SUBMISSION	AK
B	2021.07.16	ISSUED FOR DEVELOPMENT APPLICATION	AA
C	2021.12.16	ISSUED FOR DEVELOPMENT APPLICATION	MS

**marchese**partners

Marchese Partners International Pty Ltd  
Level 1, 53 Walker Street, North Sydney, NSW 2060 Australia  
**P** +61 2 9922 4375   **F** +61 2 9929 5786   **E** info@marchesepartners.com.au  
www.marchesepartners.com

**Sydney** · Brisbane · Melbourne · Adelaide · Kuala Lumpur  
Auckland · Christchurch · London · Madrid  
ABN 20 098 552 151

CLIENT  
CRESCENT NEWCASTLE PTY LTD  
PO BOX 292  
WICKHAM, NSW, 2293

PROJECT  
MOSBRI CRES  
11-17 MOSBRI CRESCENT  
THE HILL NSW 2300

DRAWING TITLE

VIEW ANALYSIS - SHEET 9

SCALE NTS	DATE 2021	DRAWN LP/AK	CHECKED RD
JOB 17114	DRAWING DA6.109		REVISION C



## CAMERA LOCATION 10

EXISTING VIEW



## MASSING VIEW



<div>IMPORTANT NOTES: Do not scale from drawings. All dimensions to be checked on site before commencement of work. All discrepancies to be brought to the attention of the Architect. Larger scale drawings and written dimensions take preference. This drawing is copyright and the property of the author, and must not be retained, copied or used without the express authority of MARCHESE PARTNERS INTERNATIONAL PTY. LTD.</div> <div>FOR APPROVAL NOT FOR CONSTRUCTION</div>	<table><tr><th>REVISION</th><th>DATE</th><th>DESCRIPTION</th><th>BY</th></tr><tr><td>A</td><td>2020.11.11</td><td>ISSUED FOR PLANNING SUBMISSION</td><td>AK</td></tr><tr><td>B</td><td>2021.07.16</td><td>ISSUED FOR DEVELOPMENT APPLICATION</td><td>AA</td></tr><tr><td>C</td><td>2021.12.16</td><td>ISSUED FOR DEVELOPMENT APPLICATION</td><td>MS</td></tr></table>				REVISION	DATE	DESCRIPTION	BY	A	2020.11.11	ISSUED FOR PLANNING SUBMISSION	AK	B	2021.07.16	ISSUED FOR DEVELOPMENT APPLICATION	AA	C	2021.12.16	ISSUED FOR DEVELOPMENT APPLICATION	MS	<div><div>marchese</div><div>partners</div></div> <div>Marchese Partners International Pty Ltd Level 1, 53 Walker Street, North Sydney, NSW 2060 Australia P +61 2 9922 4375 F +61 2 9929 5786 E info@marchesepartners.com www.marchesepartners.com Sydney · Brisbane · Melbourne · Adelaide · Kuala Lumpur Auckland · Christchurch · London · Madrid ABN 20 098 552 151</div>				<div>CLIENT CRESCENT NEWCASTLE PTY LTD PO BOX 292 WICKHAM, NSW, 2293</div> <div>PROJECT MOSBRI CRES 11-17 MOSBRI CRESCENT THE HILL NSW 2300</div>				<div>DRAWING TITLE VIEW ANALYSIS - SHEET 10</div> <table><tr><td>SCALE</td><td>DATE</td><td>DRAWN</td><td>CHECKED</td></tr><tr><td>NTS</td><td>2021</td><td>LP/AK</td><td>RD</td></tr><tr><td>JOB</td><td>DRAWING</td><td colspan="2">REVISION</td></tr><tr><td>17114</td><td>DA6.110</td><td colspan="2">C</td></tr></table>				SCALE	DATE	DRAWN	CHECKED	NTS	2021	LP/AK	RD	JOB	DRAWING	REVISION		17114	DA6.110	C	
	REVISION	DATE	DESCRIPTION	BY																																												
	A	2020.11.11	ISSUED FOR PLANNING SUBMISSION	AK																																												
	B	2021.07.16	ISSUED FOR DEVELOPMENT APPLICATION	AA																																												
	C	2021.12.16	ISSUED FOR DEVELOPMENT APPLICATION	MS																																												
SCALE	DATE	DRAWN	CHECKED																																													
NTS	2021	LP/AK	RD																																													
JOB	DRAWING	REVISION																																														
17114	DA6.110	C																																														



CAMERA LOCATION 11

EXISTING VIEW



MASSING VIEW



<div>IMPORTANT NOTES:</div> <div>Do not scale from drawings. All dimensions to be checked on site before commencement of work. All discrepancies to be brought to the attention of the Architect. Larger scale drawings and written dimensions take preference. This drawing is copyright and the property of the author, and must not be retained, copied or used without the express authority of MARCHESE PARTNERS INTERNATIONAL PTY. LTD.</div> <div>FOR APPROVAL</div> <div>NOT FOR CONSTRUCTION</div>	REVISION	DATE	DESCRIPTION	BY	<div>marchesepartners</div> <div>Marchese Partners International Pty Ltd Level 1, 53 Walker Street, North Sydney, NSW 2060 Australia P +61 2 9922 4375 F +61 2 9929 5786 E info@marchesepartners.com www.marchesepartners.com Sydney · Brisbane · Melbourne · Adelaide · Kuala Lumpur Auckland · Christchurch · London · Madrid ABN 20 098 552 151</div>			CLIENT				DRAWING TITLE			
	A	2020.11.11	ISSUED FOR PLANNING SUBMISSION	AK				CRESCENT NEWCASTLE PTY LTD				VIEW ANALYSIS - SHEET 11			
	B	2021.07.16	ISSUED FOR DEVELOPMENT APPLICATION	AA				PO BOX 292							
	C	2021.12.16	ISSUED FOR DEVELOPMENT APPLICATION	MS				WICKHAM, NSW, 2293							
	PROJECT				SCALE				DATE		DRAWN		CHECKED		
	MOSBRI CRES				NTS				2021		LP/AK		RD		
	11-17 MOSBRI CRESCENT				JOB				DRAWING				REVISION		
	THE HILL NSW 2300				17114				DA6.111				C		



## CAMERA LOCATION 12

## EXISTING VIEW



## MASSING VIEW



<div><div>IMPORTANT NOTES:</div><div>Do not scale from drawings. All dimensions to be checked on site before commencement of work. All discrepancies to be brought to the attention of the Architect. Larger scale drawings and written dimensions take preference. This drawing is copyright and the property of the author, and must not be retained, copied or used without the express authority of MARCHESE PARTNERS INTERNATIONAL PTY. LTD.</div></div> <div><div>FOR APPROVAL</div><div>NOT FOR CONSTRUCTION</div></div>	<table><tr><th>REVISION</th><th>DATE</th><th>DESCRIPTION</th><th>BY</th></tr><tr><td>A</td><td>2020.11.11</td><td>ISSUED FOR PLANNING SUBMISSION</td><td>AK</td></tr><tr><td>B</td><td>2021.07.16</td><td>ISSUED FOR DEVELOPMENT APPLICATION</td><td>AA</td></tr><tr><td>C</td><td>2021.12.16</td><td>ISSUED FOR DEVELOPMENT APPLICATION</td><td>MS</td></tr></table>	REVISION	DATE	DESCRIPTION	BY	A	2020.11.11	ISSUED FOR PLANNING SUBMISSION	AK	B	2021.07.16	ISSUED FOR DEVELOPMENT APPLICATION	AA	C	2021.12.16	ISSUED FOR DEVELOPMENT APPLICATION	MS	<div><div>marchesepartners</div><div>Marchese Partners International Pty Ltd Level 1, 53 Walker Street, North Sydney, NSW 2060 Australia P +61 2 9922 4375 F +61 2 9929 5786 E info@marchesepartners.com www.marchesepartners.com Sydney · Brisbane · Melbourne · Adelaide · Kuala Lumpur Auckland · Christchurch · London · Madrid ABN 20 098 552 151</div></div>	<div>CLIENT</div> <div>CRESCENT NEWCASTLE PTY LTD PO BOX 292 WICKHAM, NSW, 2293</div>		<div>DRAWING TITLE</div> <div>VIEW ANALYSIS - SHEET 12</div>			
	REVISION	DATE	DESCRIPTION	BY																				
	A	2020.11.11	ISSUED FOR PLANNING SUBMISSION	AK																				
	B	2021.07.16	ISSUED FOR DEVELOPMENT APPLICATION	AA																				
	C	2021.12.16	ISSUED FOR DEVELOPMENT APPLICATION	MS																				
<div>PROJECT</div> <div>MOSBRI CRES 11-17 MOSBRI CRESCENT THE HILL NSW 2300</div>		<div>SCALE</div> <div>NTS</div>	<div>DATE</div> <div>2021</div>	<div>DRAWN</div> <div>LP/AK</div>	<div>CHECKED</div> <div>RD</div>																			
<div>JOB</div> <div>17114</div>		<div>DRAWING</div> <div>DA6.112</div>	<div>REVISION</div> <div>C</div>																					



# CAMERA LOCATION 13

## EXISTING VIEW



## MASSING VIEW



**IMPORTANT NOTES:**  
Do not scale from drawings. All dimensions to be checked on site before commencement of work. All discrepancies to be brought to the attention of the Architect. Larger scale drawings and written dimensions take preference. This drawing is copyright and the property of the author, and must not be retained, copied or used without the express authority of MARCHESI PARTNERS INTERNATIONAL PTY. LTD.

**FOR APPROVAL**  
**NOT FOR CONSTRUCTION**

REVISION	DATE	DESCRIPTION	BY
A	2020.11.11	ISSUED FOR PLANNING SUBMISSION	AK
B	2021.07.16	ISSUED FOR DEVELOPMENT APPLICATION	AA
C	2021.12.16	ISSUED FOR DEVELOPMENT APPLICATION	MS

**marchese**partners

Marchese Partners International Pty Ltd  
Level 1, 53 Walker Street, North Sydney, NSW 2060 Australia  
**P** +61 2 9922 4375   **F** +61 2 9929 5786   **E** info@marchesepartners.com.au  
www.marchesepartners.com

**Sydney** · Brisbane · Melbourne · Adelaide · Kuala Lumpur  
Auckland · Christchurch · London · Madrid  
ABN 20 098 552 151

CLIENT  
CRESCENT NEWCASTLE PTY LTD  
PO BOX 292  
WICKHAM, NSW, 2293

PROJECT  
MOSBRI CRES  
11-17 MOSBRI CRESCENT  
THE HILL NSW 2300

DRAWING TITLE	VIEW ANALYSIS - SHEET 13
---------------	--------------------------

SCALE NTS	DATE 2021	DRAWN AK	CHECKED RD
JOB 17114	DRAWING DA6.113		REVISION C



# CAMERA LOCATION 14

## EXISTING VIEW



## MASSING VIEW



**IMPORTANT NOTES:**  
Do not scale from drawings. All dimensions to be checked on site before commencement of work. All discrepancies to be brought to the attention of the Architect. Larger scale drawings and written dimensions take preference. This drawing is copyright and the property of the author, and must not be retained, copied or used without the express authority of MARCHESE PARTNERS INTERNATIONAL PTY. LTD.

FOR APPROVAL  
NOT FOR CONSTRUCTION

REVISION	DATE	DESCRIPTION	BY
A	2021.12.16	ISSUED FOR DEVELOPMENT APPLICATION	MS

marchesepartners

Marchese Partners International Pty Ltd  
Level 1, 53 Walker Street, North Sydney, NSW 2060 Australia  
**P** +61 2 9922 4375 **F** +61 2 9929 5786 **E** [info@marchesepartners.com](mailto:info@marchesepartners.com)  
[www.marchesepartners.com](http://www.marchesepartners.com)

**Sydney** · Brisbane · Melbourne · Adelaide · Kuala Lumpur  
Auckland · Christchurch · London · Madrid  
ABN 20 098 552 151

CLIENT  
CRESCENT NEWCASTLE PTY LTD  
PO BOX 292  
WICKHAM, NSW, 2293

PROJECT  
MOSBRI CRES  
11-17 MOSBRI CRESCENT  
THE HILL NSW 2300

DRAWING TITLE

VIEW ANALYSIS - SHEET 14

SCALE NTS	DATE 2021	DRAWN LP/AK	CHECKED RD
JOB 17114	DRAWING DA6.114		REVISION A



CAMERA LOCATION 15

EXISTING VIEW



MASSING VIEW



<div>IMPORTANT NOTES: Do not scale from drawings. All dimensions to be checked on site before commencement of work. All discrepancies to be brought to the attention of the Architect. Larger scale drawings and written dimensions take preference. This drawing is copyright and the property of the author, and must not be retained, copied or used without the express authority of MARCHESE PARTNERS INTERNATIONAL PTY. LTD.</div> <div>FOR APPROVAL NOT FOR CONSTRUCTION</div>	<table><tr><th>REVISION</th><th>DATE</th><th>DESCRIPTION</th><th>BY</th></tr><tr><td>A</td><td>2021.12.16</td><td>ISSUED FOR DEVELOPMENT APPLICATION</td><td>MS</td></tr></table>			REVISION	DATE	DESCRIPTION	BY	A	2021.12.16	ISSUED FOR DEVELOPMENT APPLICATION	MS	<div>marchesepartners</div> <div>Marchese Partners International Pty Ltd Level 1, 53 Walker Street, North Sydney, NSW 2060 Australia P +61 2 9922 4375 F +61 2 9929 5786 E info@marchesepartners.com www.marchesepartners.com Sydney · Brisbane · Melbourne · Adelaide · Kuala Lumpur Auckland · Christchurch · London · Madrid ABN 20 098 552 151</div>						<div>CLIENT CRESCENT NEWCASTLE PTY LTD PO BOX 292 WICKHAM, NSW, 2293</div>			<div>DRAWING TITLE VIEW ANALYSIS - SHEET 15</div>		
	REVISION	DATE	DESCRIPTION	BY																			
	A	2021.12.16	ISSUED FOR DEVELOPMENT APPLICATION	MS																			
	<div>PROJECT MOSBRI CRES 11-17 MOSBRI CRESCENT THE HILL NSW 2300</div>			<div>SCALE NTS</div>			<div>DATE 2021</div>			<div>DRAWN LP/AK</div>			<div>CHECKED RD</div>										
<div>JOB 17114</div>			<div>DRAWING DA6.115</div>			<div>REVISION A</div>																	



# CAMERA LOCATION 16

## EXISTING VIEW



## MASSING VIEW



**IMPORTANT NOTES:**  
Do not scale from drawings. All dimensions to be checked on site before commencement of work. All discrepancies to be brought to the attention of the Architect. Larger scale drawings and written dimensions take preference. This drawing is copyright and the property of the author, and must not be retained, copied or used without the express authority of MARCHESE PARTNERS INTERNATIONAL PTY. LTD.

**FOR APPROVAL**  
**NOT FOR CONSTRUCTION**

REVISION	DATE	DESCRIPTION	BY
A	2021.12.16	ISSUED FOR DEVELOPMENT APPLICATION	MS

**marchesepartners**

Marchese Partners International Pty Ltd  
Level 1, 53 Walker Street, North Sydney, NSW 2060 Australia  
P +61 2 9922 4375 F +61 2 9929 5786 E [info@marchesepartners.com](mailto:info@marchesepartners.com)  
[www.marchesepartners.com](http://www.marchesepartners.com)

**Sydney** · Brisbane · Melbourne · Adelaide · Kuala Lumpur  
Auckland · Christchurch · London · Madrid  
ABN 20 098 552 151

CLIENT  
CRESCENT NEWCASTLE PTY LTD  
PO BOX 292  
WICKHAM, NSW, 2293

PROJECT  
MOSBRI CRES  
11-17 MOSBRI CRESCENT  
THE HILL NSW 2300

DRAWING TITLE

VIEW ANALYSIS - SHEET 16

SCALE NTS	DATE 2021	DRAWN LP/AK	CHECKED RD
JOB 17114	DRAWING DA6.116		REVISION A



### EXISTING VIEW



## A photograph of a road intersection. On the left, a white car is partially visible behind a white guardrail. The road is paved and has a yellow line. On the right, there is a large, dense green bush. In the foreground on the right, there is a blue signpost with a white sign. The background is filled with more greenery and trees.

**IMPORTANT NOTES:**  
Do not scale from drawings. All dimensions to be checked on site before commencement of work. All discrepancies to be brought to the attention of the Architect. Larger scale drawings and written dimensions take preference. This drawing is copyright and the property of the author, and must not be retained, copied or used without the express authority of MARCHESI PARTNERS INTERNATIONAL PTY. LTD.

**FOR APPROVAL**  
NOT FOR CONSTRUCTION

REVISION	DATE	DESCRIPTION	BY
A	2021.12.16	ISSUED FOR DEVELOPMENT APPLICATION	MS

**marchese**partners

Marchese Partners International Pty Ltd  
Level 1, 53 Walker Street, North Sydney, NSW 2060 Australia  
P +61 2 9922 4375 F +61 2 9929 5786 E info@marchesepartners.com  
www.marchesepartners.com

**Sydney** · Brisbane · Melbourne · Adelaide · Kuala Lumpur  
Auckland · Christchurch · London · Madrid  
ABN 20 098 552 151

CLIENT  
CRESCENT NEWCASTLE PTY LTD  
PO BOX 292  
WICKHAM, NSW, 2293

PROJECT  
MOSBRI CRES  
11-17 MOSBRI CRESCENT  
THE HILL NSW 2300

DRAWING TITLE

VIEW ANALYSIS - SHEET 17

SCALE NTS	DATE 2021	DRAWN LP/AK	CHECKED RD
JOB 17114	DRAWING DA6.117		REVISION A



## EXISTING VIEW



## A large, multi-stemmed cactus stands prominently in a residential yard. To the left is a brick house with a white garage door. To the right is a modern house with a white fence. A concrete path leads through the yard towards the background.

**FOR APPROVAL**  
NOT FOR CONSTRUCTION

Marchese Partners International Pty Ltd  
Level 1, 53 Walker Street, North Sydney, NSW 2060 Australia  
P +61 2 9922 4375 F +61 2 9929 5786 E [info@marchesepartners.com](mailto:info@marchesepartners.com)  
[www.marchesepartners.com](http://www.marchesepartners.com)  
**Sydney** · Brisbane · Melbourne · Adelaide · Kuala Lumpur  
Auckland · Christchurch · London · Madrid  
ABN 20 098 552 151

PROJECT  
MOSBRI CRES  
11-17 MOSBRI CRESCENT  
THE HILL NSW 2300

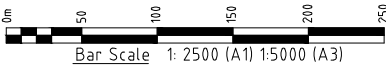
SCALE NTS	DATE 2021	DRAWN LP/AK	CHECKED RD
JOB 17114	DRAWING DA6.118		REVISION A





THIS PLAN IS NOT TO SCALE AND IS DIAGRAMMATIC ONLY. IT IS ONLY TO BE USED FOR THE PURPOSE INTENDED.

SURVEY IN ON MGA (GDA94)  
BASED ON P.M.19790 E: 385773.484 N: 6355474.539 RL: 56.386



THIS PLAN IS COPYRIGHT AND SHALL REMAIN THE PROPERTY OF DE WITT CONSULTING, THE CLIENT NAMED ON THE PLAN IS GRANTED A LICENCE TO USE THE INFORMATION. USING THE INFORMATION CONTAINED IN THIS PLAN IS PROHIBITED UNLESS WRITTEN APPROVAL IS GRANTED BY DE WITT CONSULTING. THE PLAN AND INFORMATION MAY ONLY BE USED FOR THE PURPOSE FOR WHICH THE PLAN WAS DESIGNED.



**de Witt Consulting**  
planning ■ surveying ■ project management

**HUNTER REGION**  
7 Canberra Street Charlestown  
PO Box 850 Charlestown NSW 2290  
P 02 4942 5441 F 02 4942 5301  
E admin@de Witt Consulting.com.au

**WESTERN REGION**  
87 Herbert Street Gulgong  
PO Box 232 Gulgong NSW 2852  
P 02 6374 2911 F 02 6374 2922  
ABN 23 104 067 405

TITLE

LANDMARK LOCATION PLAN  
VARIOUS SITES, NEWCASTLE

H		
G		
F		
E		
D		
C	09.11.20	ADDITIONAL INFORMATION
B	28.10.20	PHOTO LOCATION ADDED
A	26.10.20	INITIAL ISSUE
Rev	Date	Amendment

JOB ADDRESS: VARIOUS SITES , NEWCASTLE			REVISION	JOB REF:
CLIENT: STRONACH PROPERTY			C	11317
SCALE: A1 1:2500 A3 1:5000	ORIGIN OF LEVELS P.M.19790 RL 56.386	DRAWN CJ SURVEYOR JS CHECKED CC APPROVED CC	SHEET No 1/6	
SURVEY DATE: 23.10.20	DRAWING REF: 11317-LANDMARK LOCATION-09.11.20			
PLAN DATE: 09.11.20				
DATUM: AHD				
CAD REF: 11317-MF-201026				





CAMERA LOCATION 1 - WOLFE STREET



CAMERA LOCATION 2 - WOLFE STREET

THIS PLAN IS NOT TO SCALE AND IS DIAGRAMMATIC ONLY. IT IS ONLY TO BE USED FOR THE PURPOSE INTENDED.

SURVEY IN ON MGA (GDA94)  
BASED ON P.M.19790 E: 385773.484 N: 63554.74.539 RL: 56.386

THIS PLAN IS COPYRIGHT AND SHALL REMAIN THE PROPERTY OF DE WITT CONSULTING. THE CLIENT NAMED ON THE PLAN IS GRANTED A LICENCE TO USE THE INFORMATION. USING THE INFORMATION CONTAINED IN THIS PLAN IS PROHIBITED UNLESS WRITTEN APPROVAL IS GRANTED BY DE WITT CONSULTING. THE PLAN AND INFORMATION MAY ONLY BE USED FOR THE PURPOSE FOR WHICH THE PLAN WAS DESIGNED.



**de Witt Consulting**  
planning ■ surveying ■ project management  
**HUNTER REGION**  
7 Canberra Street Charlestown  
PO Box 850 Charlestown NSW 2290  
P 02 4942 5441 F 02 4942 5301  
E admin@dewittconsulting.com.au  
**WESTERN REGION**  
87 Herbert Street Gulgong  
PO Box 232 Gulgong NSW 2852  
P 02 6374 2911 F 02 6374 2922  
ABN 23 104 067 405

TITLE  
LANDMARK LOCATION PLAN  
VARIOUS SITES, NEWCASTLE

Rev	Date	Amendment
H		
G		
F		
E		
D		
C	09.11.20	ADDITIONAL INFORMATION
B	28.10.20	PHOTO LOCATION ADDED
A	26.10.20	INITIAL ISSUE

JOB ADDRESS: VARIOUS SITES , NEWCASTLE		REVISION	JOB REF:
CLIENT: STRONACH PROPERTY		C	11317
SCALE: N/A	ORIGIN OF LEVELS P.M.19790 RL 56.386	DRAWN CJ SURVEYOR JS CHECKED CC APPROVED CC	SHEET No 2/6
SURVEY DATE: 23.10.20	DRAWING REF: 11317-LANDMARK LOCATION-09.11.20		
PLAN DATE: 09.11.20			
DATUM: AHD			
CAD REF: 11317-MF-201026			





CAMERA LOCATION 3 - OBELISK



CAMERA LOCATION 2 - WOLFE STREET



CAMERA LOCATION 3 - OBELISK

THIS PLAN IS NOT TO SCALE AND IS DIAGRAMMATIC ONLY. IT IS ONLY TO BE USED FOR THE PURPOSE INTENDED.

SURVEY IN ON MGA (GDA94)  
BASED ON P.M.19790 E: 385773.484 N: 6355474.539 RL: 56.386

THIS PLAN IS COPYRIGHT AND SHALL REMAIN THE PROPERTY OF DE WITT CONSULTING. THE CLIENT NAMED ON THE PLAN IS GRANTED A LICENCE TO USE THE INFORMATION. USING THE INFORMATION CONTAINED IN THIS PLAN IS PROHIBITED UNLESS WRITTEN APPROVAL IS GRANTED BY DE WITT CONSULTING. THE PLAN AND INFORMATION MAY ONLY BE USED FOR THE PURPOSE FOR WHICH THE PLAN WAS DESIGNED.



**de Witt Consulting**  
planning ■ surveying ■ project management

**HUNTER REGION**  
7 Canberra Street Charlestown  
PO Box 850 Charlestown NSW 2290  
P 02 4942 5441 F 02 4942 5301  
E admin@dewittconsulting.com.au

**WESTERN REGION**  
87 Herbert Street Gulgong  
PO Box 232 Gulgong NSW 2852  
P 02 6374 2911 F 02 6374 2922  
ABN 23 104 067 405

TITLE

LANDMARK LOCATION PLAN  
VARIOUS SITES, NEWCASTLE

Rev	Date	Amendment
H		
G		
F		
E		
D		
C	09.11.20	ADDITIONAL INFORMATION
B	28.10.20	PHOTO LOCATION ADDED
A	26.10.20	INITIAL ISSUE

JOB ADDRESS: VARIOUS SITES , NEWCASTLE			REVISION	JOB REF:
CLIENT: STRONACH PROPERTY			C	11317
SCALE: N/A	ORIGIN OF LEVELS P.M.19790 RL 56.386	DRAWN SURVEYOR CHECKED APPROVED	CJ JS CC CC	SHEET No 3/6
SURVEY DATE: 23.10.20	DRAWING REF: 11317-LANDMARK LOCATION-09.11.20			
PLAN DATE: 09.11.20				
DATUM: AHD				
CAD REF: 11317-MF-201026				



THIS PLAN IS NOT TO SCALE AND IS DIAGRAMMATIC ONLY. IT IS ONLY TO BE USED FOR THE PURPOSE INTENDED.

SURVEY IN ON MGA (GDA94)  
BASED ON P.M.19790 E: 385773.484 N: 6355474.539 RL: 56.386



CAMERA LOCATION 1 - WOLFE STREET



CAMERA LOCATION 11 - CIVIC PARK



CAMERA LOCATION 12 - NO.6 SPORTSGROUND

THIS PLAN IS COPYRIGHT AND SHALL REMAIN THE PROPERTY OF DE WITT CONSULTING, THE CLIENT NAMED ON THE PLAN IS GRANTED A LICENCE TO USE THE INFORMATION. USING THE INFORMATION CONTAINED IN THIS PLAN IS PROHIBITED UNLESS WRITTEN APPROVAL IS GRANTED BY DE WITT CONSULTING. THE PLAN AND INFORMATION MAY ONLY BE USED FOR THE PURPOSE FOR WHICH THE PLAN WAS DESIGNED.



**de Witt Consulting**  
planning ■ surveying ■ project management

**HUNTER REGION**  
7 Canberra Street Charlestown  
PO Box 850 Charlestown NSW 2290  
P 02 4942 5441 F 02 4942 5301  
E admin@dewittconsulting.com.au

**WESTERN REGION**  
87 Herbert Street Gulgong  
PO Box 232 Gulgong NSW 2852  
P 02 6374 2911 F 02 6374 2922  
ABN 23 104 067 405

TITLE

LANDMARK LOCATION PLAN  
VARIOUS SITES, NEWCASTLE

H	G	F	E	D	C	B	A	Rev	Date	Amendment
					09.11.20	28.10.20	26.10.20			
					ADDITIONAL INFORMATION					
					PHOTO LOCATION ADDED					
					INITIAL ISSUE					

JOB ADDRESS: VARIOUS SITES , NEWCASTLE				REVISION	JOB REF:
CLIENT: STRONACH PROPERTY				C	11317
SCALE:	N/A	ORIGIN OF LEVELS	DRAWN	CJ	SHEET No 4/6
SURVEY DATE:	23.10.20	P.M.19790	SURVEYOR	JS	
PLAN DATE:	09.11.20	RL 56.386	CHECKED	CC	
DATUM:	AHD		APPROVED	CC	
CAD REF:	11317-MF-201026	DRAWING REF: 11317-LANDMARK LOCATION-09.11.20			





CAMERA LOCATION 4 – ARCADIA PARK



CAMERA LOCATION 7 – BROWN STREET



CAMERA LOCATION 6 – BROWN STREET



CAMERA LOCATION 5 – PIT STREET

THIS PLAN IS NOT TO SCALE AND IS DIAGRAMMATIC ONLY. IT IS ONLY TO BE USED FOR THE PURPOSE INTENDED.

SURVEY IN ON MGA (GDA94)  
BASED ON P.M.19790 E: 385773.484 N: 6355474.539 RL: 56.386

THIS PLAN IS COPYRIGHT AND SHALL REMAIN THE PROPERTY OF DE WITT CONSULTING, THE CLIENT NAMED ON THE PLAN IS GRANTED A LICENCE TO USE THE INFORMATION. USING THE INFORMATION CONTAINED IN THIS PLAN IS PROHIBITED UNLESS WRITTEN APPROVAL IS GRANTED BY DE WITT CONSULTING. THE PLAN AND INFORMATION MAY ONLY BE USED FOR THE PURPOSE FOR WHICH THE PLAN WAS DESIGNED.



**de Witt Consulting**  
planning ■ surveying ■ project management

**HUNTER REGION**  
7 Canberra Street Charlestown  
PO Box 850 Charlestown NSW 2290  
P 02 4942 5441 F 02 4942 5301  
E admin@de Witt Consulting.com.au

**WESTERN REGION**  
87 Herbert Street Gulgong  
PO Box 232 Gulgong NSW 2852  
P 02 6374 2911 F 02 6374 2922  
ABN 23 104 067 405

TITLE

LANDMARK LOCATION PLAN

VARIOUS SITES, NEWCASTLE

Rev	Date	Amendment
H		
G		
F		
E		
D		
C	09.11.20	ADDITIONAL INFORMATION
B	28.10.20	PHOTO LOCATION ADDED
A	26.10.20	INITIAL ISSUE

JOB ADDRESS: VARIOUS SITES , NEWCASTLE		REVISION	JOB REF:
CLIENT: STRONACH PROPERTY		C	11317
SCALE: N/A	ORIGIN OF LEVELS P.M.19790 RL 56.386	DRAWN SURVEYOR JS CHECKED CC APPROVED CC	SHEET No 5/6
SURVEY DATE: 23.10.20	DRAWING REF: 11317-LANDMARK LOCATION-09.11.20		
PLAN DATE: 09.11.20			
DATUM: AHD			
CAD REF: 11317-MF-201026			





CAMERA LOCATION 8 – PITT STREET



CAMERA LOCATION 10 – MOSBRI CRESCENT



CAMERA LOCATION 9 – MOSBRI CRESCENT



CAMERA LOCATION 13 – MOSBRI CRESCENT

THIS PLAN IS NOT TO SCALE AND IS DIAGRAMMATIC ONLY. IT IS ONLY TO BE USED FOR THE PURPOSE INTENDED.

SURVEY IN ON MGA (GDA94)  
BASED ON P.M.19790 E: 385773.484 N: 6355474.539 RL: 56.386

THIS PLAN IS COPYRIGHT AND SHALL REMAIN THE PROPERTY OF DE WITT CONSULTING. THE CLIENT NAMED ON THE PLAN IS GRANTED A LICENCE TO USE THE INFORMATION. USING THE INFORMATION CONTAINED IN THIS PLAN IS PROHIBITED UNLESS WRITTEN APPROVAL IS GRANTED BY DE WITT CONSULTING. THE PLAN AND INFORMATION MAY ONLY BE USED FOR THE PURPOSE FOR WHICH THE PLAN WAS DESIGNED.



**de Witt Consulting**  
planning ■ surveying ■ project management

**HUNTER REGION**  
7 Canberra Street Charlestown  
PO Box 850 Charlestown NSW 2290  
P 02 4942 5441 F 02 4942 5301  
E admin@dewittconsulting.com.au

**WESTERN REGION**  
87 Herbert Street Gulgong  
PO Box 232 Gulgong NSW 2852  
P 02 6374 2911 F 02 6374 2922  
ABN 23 104 067 405

TITLE

LANDMARK LOCATION PLAN  
VARIOUS SITES, NEWCASTLE

Rev	Date	Amendment
H		
G		
F		
E		
D		
C	09.11.20	ADDITIONAL INFORMATION
B	28.10.20	PHOTO LOCATION ADDED
A	26.10.20	INITIAL ISSUE

JOB ADDRESS: VARIOUS SITES , NEWCASTLE		REVISION	JOB REF:
CLIENT: STRONACH PROPERTY		C	11317
SCALE: N/A	ORIGIN OF LEVELS P.M.19790 RL 56.386	DRAWN SURVEYOR CHECKED APPROVED	SHEET No 6/6
SURVEY DATE: 23.10.20	DRAWING REF: 11317-LANDMARK LOCATION-09.11.20		
PLAN DATE: 09.11.20			
DATUM: AHD			
CAD REF: 11317-MF-201026			



## SURVEY REPORT



**de Witt Consulting**

■ planning ■ surveying  
■ project management

Our Ref: 11317

26 October 2020

Mr M. Purdy  
PO Box 292  
WICKHAM NSW 2293

ABN 23 104 067 405

7 Canberra Street

PO Box 850 Charlestown NSW 2290

P 02 4942 5441

F 02 4942 5301

E [admin@dewittconsulting.com.au](mailto:admin@dewittconsulting.com.au)

[www.dewittconsulting.com.au](http://www.dewittconsulting.com.au)

Dear Mark,

**RE: LEVEL SURVEY FOR PHOTOMONTAGE – NEWCASTLE**

Acting in accordance with your instruction we have undertaken a survey identifying various landmarks within the Newcastle area, locations of which is shown on the plan attached.

The purpose of the survey is to provide accurate and sufficient information so that a photomontage can be prepared for the proposed development. The requirements of the survey included taking photos at various locations and directions capturing easily identifiable landmarks suitable to be surveyed as reference objects for the photomontage. Each reference objects' reduced level (R.L.) has been identified. Furthermore, the position of the camera lens was also surveyed and an accurate position of where the photo was taken has been calculated and provided.

All photos were taken using a tripod in order to record the maximum depth of field, and reduce blurring.

The methods used to complete the survey included a mixture of traditional TPS and GNSS techniques which allow for the coordination of the survey onto the Map Grid of Australia (MGA) and Australian Height Datum. The survey is on Map Grid of Australia (GDA94), based on P.M.19790 E:385 773.484 N:6 355 474.539 RL: 56.386 AHD.

The camera specifications are outlined below:

Type: Sony SLT Alpha 33;  
Optical Sensor: 15.6 x 23.4mm;  
Sensor Resolution: 14.2 mega pixel;  
Focal Length: 18mm.

The plan and photographs attached shows the location and R.L. of each landmark surveyed, and the DXF file included in the deliverables provide the position of each landmark suitable for photomontage using the necessary software.

If you require any further information please call my office on (02) 4942 5441.

Yours faithfully

**de Witt Consulting**

**Clayton Colbert**  
**Surveyor Registered under the**  
**Surveying and Spatial Information Act 2002**